



**MITSUBISHI
MOTORS**
Drive your Ambition



ALL-NEW
XFORCE
EXCEED XPECTATIONS

Built to be your reliable companion,
Xforce combines practicality and comfort
for more exciting everyday drives.



Visuals shown are for illustration purposes only. Specifications may vary according to variant/market.
Please consult your local Mitsubishi Motors dealer for more information.



EXCEED XPECTATIONS

Experience more than expected with standout style, smooth handling, and thoughtful comfort.



DEFINING **STYLE** FROM EVERY ANGLE

A commanding exterior and refined interior crafted for sophisticated style and real-world grit.





T-Shape LED Headlight



T-Shape Rear Light



18" Two-Tone Alloy Wheel



Tallgate Spoiler**



Engine Hood Emblem**



Door Trim with Macro Grain Texture



Hexagonal Front Grill



White Mélange Weave



Ambient Light



Sleek Monolith Panel Design

Visuals shown are for illustration purposes only. Specifications may vary according to variant/market. Please consult your local Mitsubishi Motors dealer for more information. **Mitsubishi Motors Genuine Accessories.

DYNAMIC ALL-ROAD HANDLING

Combines a robust mechanical foundation with smart electronic assists to deliver a composed, agile and high-confidence driving experience.



FIRST IN CLASS 4 Drive Modes

Switch between four drive modes, including Wet Mode, designed for ASEAN weather and roads.



Visuals shown are for illustration purposes only. Specifications may vary according to variant/market. Please consult your local Mitsubishi Motors dealer for more information. *Terms & Conditions apply.



Active Yaw Control
Provides smoother cornering and improved stability by managing wheel torque across both sides.



BEST IN CLASS High Ground Clearance
Makes it easier to drive over rough surfaces, bumps, and uneven road conditions.



Fuel Efficiency
Delivers up to 750 km of driving range on a single full tank*.



1.5L MIVEC Engine
Balances performance and fuel efficiency to deliver a smooth, reliable drive across daily city journeys.

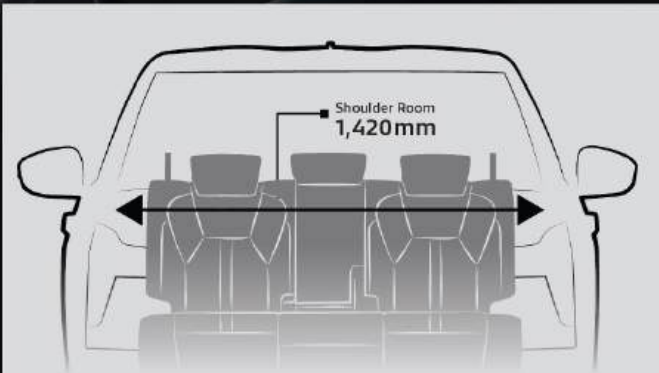




TOTAL CABIN COMFORT

A spacious interior architecture engineered for optimal relaxation and long-journey support.

Visuals shown are for illustration purposes only. Specifications may vary according to variant/market. Please consult your local Mitsubishi Motors dealer for more information.



Spacious Rear Shoulder Room
Generous shoulder space lets rear passengers sit comfortably without feeling crowded.



12.3" Display Audio with Wireless Apple CarPlay and Android Auto
A large, intuitive screen with wireless smartphone connectivity for easy access to apps and navigation.



Dynamic Sound Yamaha Premium
Feature selectable sound types:
Lively, Signature, Powerful, Relaxing.



Wireless Charger
Charge your devices effortlessly without cables while on the go.

MORE SPACE WHERE YOU NEED IT

With 24 thoughtfully placed storage compartments the Xforce keeps everything, organised, within reach, and ready for every journey.



Centre Cooler Box

Keeps your drinks and refreshments cool for a more enjoyable journey.



Power Tailgate with Kick Motion



Height-Adjustable Cargo Floor



Rear Centre Armrest with Cup Holders



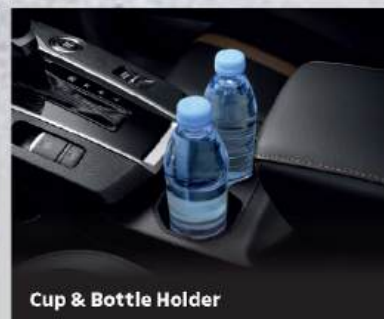
Visuals shown are for illustration purposes only. Specifications may vary according to variant/market. Please consult your local Mitsubishi Motors dealer for more information.



Front Centre Console Tray



Seat Undertray



Cup & Bottle Holder



Instrument Panel Tray



Coin Tray & Box



Sunglasses Pocket



Seat Back Pocket & Device Pocket



**Door Trim Pocket with Cup /
Bottle Holder**



Floor Console Side Pocket



PROTECTION THAT MAKES DRIVING EASIER

Smart safety systems and all-round visibility work together to protect you while making every drive feel more effortless.

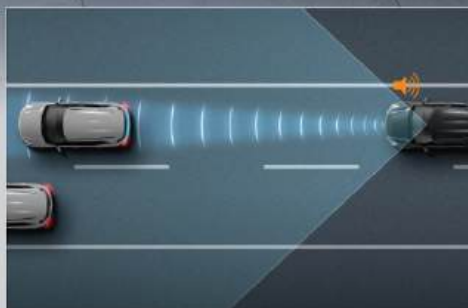
MITSUBISHI MOTORS SAFETY SENSING (ADAS)

A suite of technologies that help protect you and reduce driving stress.



Adaptive Cruise Control (ACC)

Maintains a set speed while automatically adjusting distance from the vehicle ahead.



Forward Collision Mitigation (FCM)

Helps detect potential collisions and applies braking to reduce or avoid impact.



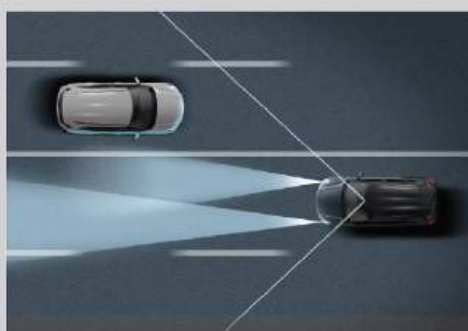
Rear Cross Traffic Alert (RCTA)

Warns you of approaching vehicles when reversing out of parking spaces.




Blind Spot Warning (BSW) / Lane Change Alert (LCA)

Alerts you when vehicles are detected in your blind spots while driving.



Auto High Beam (AHB)

Automatically switches between high and low beams to improve night-time visibility.



Lead Car Departure Notification (LCDN)

Notifies you when the vehicle ahead begins moving in traffic.



Visuals shown are for illustration purposes only. Specifications may vary according to variant/market. Please consult your local Mitsubishi Motors dealer for more information. *Mitsubishi Motors Malaysia Authorised Dealer Package.



SRS Airbags

Dual Front, Side and Curtain – A total of 6 airbags to shield drivers and passengers in the event of an impact.



Hill Start Assist (HSA)

Prevents the car from sliding back when starting on a steep incline.



All Round Monitor with Front & Rear Sensors*

Provides a 360° view with sensors to assist in parking safely.



Electric Parking Brake with Brake Auto Hold

Maintain safety effortlessly with smart braking technology.



Active Stability Control

Uses sensor data to analyze vehicle movement and slippage, and automatically adjust engine power and braking force to maintain stable handling, particularly in slippery conditions.

MODEL			Xforce	
Variant			Urban	Ultimate
ENGINE & TRANSMISSION				
Engine Type			1.5L MIVEC DOHC 16 Valve	
Displacement		cc	1,499	
Max. Power			77 (105) / 6,000	
Max. Torque			141 / 4,000	
Drive Mode Selector			-	Normal / Wet / Gravel / Mud
Transmission			Continuously Variable Transmission (CVT)	
Steering			Electric Power Steering	
Min. Turning Radius		m	5.2	
Suspension		Front	MacPherson Strut	
		Rear	Torsion Beam	
Brakes		Front	Type	
		Rear	Type	
Tyres			225/50 R18	
Rims			18" Two-Tone Alloy Wheel	
Spare Tyre			Temporary	
Overall		Length	mm	
		Width	mm	
		Height	mm	
Wheelbase		mm	2,650	
Kerb Weight		kg	1,235	1,250
Ground Clearance		mm	222	
Fuel Consumption		L/100km	5.6	
Fuel Tank Capacity		litre	42	

EXTERIOR				
Headlamp		Type	Auto LED	
		Levelling	With	
		Welcome Light & Coming Home Light	With	
		Daytime Running Light	LED	
Front Fog Lamp			LED	
Door Mirror			Power Adjustable & Fold with Integrated LED Turn Indicators	
Rear Spoiler with High-Mount Stop Lamp			With	
Rear Combination Lamp			LED	
Front Grille			Piano Black Hexagonal Grille	
Wiper		Front	With (Auto & Variable Intermittent)	
		Rear	With	
Power Tailgate			-	Hands-free with Kick Motion

INTERIOR					
Interior Trim		Instrument and Door Trim Panel	Black with Soft Touch	Mélange Weave with Mocha Accent	
Steering		Type	Leather Wrapped with Audio Switches		
		Column Adjustment	Tilt & Telescopic		
Meter Panel			4.2-inch TFT (High Contrast Meter)	8-inch Digital Driver Display	
Push Start Ignition			With		
Air Conditioning		Front	Dual Zone Auto with Driver Knee Air Vent	Dual Zone Auto with Nano™X and Driver Knee Air Vent	
		Rear	With		
		Function	A/C Performance, Max Cool, Memory and Dry Mode		
Rear View Mirror			Day & Night Change	Auto Dimming	
Ambient Lighting		Type	-	With Single Color Illumination	
Power Window			With (Driver Auto Up & Down)		
Smartphone-Link Display Audio		Audio System	6 Speakers	8 Speakers (Dynamic Sound Yamaha Premium System)	
		Display Screen	8-inch Touchscreen Display with Wired Apple CarPlay and Android Auto	12.3-inch Touchscreen Display with Wireless Apple CarPlay and Android Auto	
Wireless Charger			-	With	
USB		Front	2 USB Ports (1 Type-A and 1 Type-C)		
		Rear	2 USB Ports (1 Type-A and 1 Type-C)		
12V Power Socket			Front Console		
Seats		Material	Leatherette Black (Anti-heat)	Leatherette Black with Mocha Accent (Anti-heat)	
		Front	Adjustment		
		Rear	Folding Mechanism		
		Multi Purpose Storage Underseat		With (Front Passenger)	
		Seat Back Pockets		With (Driver & Front Passenger)	
		Smartphone Pockets		With (Driver and Front Passenger Seatback) With (Rear Centre Armrest)	

MODEL		Xforce	
Variant		Urban	Ultimate
Smart Storage	Instrument Panel Tray	With (Front Passenger)	
	Floor Console Side Pocket	With (Driver & Front Passenger)	
	Centre Console Box	With Cooling Function	
	Front Centre Console Tray	With Illumination	
	Coin Tray & Box	With (Driver Side)	
	Upper Luggage Area Pockets	With (Rear Side Pillar)	
	Door Trim Pockets	With (Front & Rear Doors)	
	Cup / Bottle Holders	With (Front Console & Rear Centre Armrest)	
Luggage Capacity	litre	410	
Tonneau Cover		With*	With

SAFETY

MITSUBISHI MOTORS SAFETY SENSING			
Forward Collision Mitigation (FCM)	Warning Function	-	With
	Stop Function	-	With
Leading Car Departure Notification (LCDN)		-	With
Automatic High Beam (AHB)		-	With
Blind Spot Warning (BSW) / Lane Change Alert (LCA)			With
Rear Cross Traffic Alert (RCTA)			With
Adaptive Cruise Control (ACC) with Stop and Go Function		-	With

ACTIVE

Cruise Control		With	-
Active Yaw Control (AYC)			With
Electronic Parking Brake			With
Brake Auto Hold			With
Emergency Stop Signal (ESS)			With
Brake Assist (BA)			With
Hill Start Assist (HSA)			With
Active Stability Control (ASC)			With
Electrical Brake Force Distribution (EBD)			With
Anti-Lock Braking System (ABS)			With
All-Round Monitor (ARM)			With*
Front Parking Sensors			With*
Rear Parking Sensors		With*	With
Driving Video Recorder		Front*	Front and Rear*
Tyre Pressure Monitoring System (TPMS)		-	With

PASSIVE

SRS Airbags		4 (Dual Front and Side)	6 (Dual Front, Side and Curtain)
Seatbelts	Front	3-point Emergency Locking Retractor (ELR), Pre-tensioner and Force Limiter	
	Rear	3-point Emergency Locking Retractor (ELR)	
Rear Seatbelt Reminder			With
Reinforced Impact Safety Evolution (RISE) body			With
Side Impact Door Beams			With
Security Alarm			With*
Immobilizer			With
Speed Sensing Door Lock			With
ISO-FIX Child Restraint Mounting			With (x2)

MITSUBISHI MOTORS Genuine Accessories

Tailgate Spoiler (Black)		-	With
Engine Hood Emblem		-	With
Carpet Mats			With

*Mitsubishi Motors Malaysia Authorised Dealer Package.



Graphite Gray



Diamond Black Mica



Red Metallic



Quartz White Pearl

Visuals shown are for illustration purposes only. Specifications may vary according to variant/market. Please consult your local Mitsubishi Motors dealer for more information.







Official Distributor:

Mitsubishi Motors Malaysia Sdn Bhd

200501002982 (680028-M)

Level 6, Building A, Dataran PHB, Saujana Resort,
Seksyen U2, 40150 Shah Alam, Selangor.

    MitsubishiMotorsMalaysia

1. Mitsubishi Motors Malaysia reserves the right to alter any details of specifications and equipment without prior notice.
2. Vehicle and specifications may vary from models available locally. Vehicle body and accessory colours may differ slightly from illustrations.
3. Xforce is assembled by Mitsubishi Motors Malaysia Sdn. Bhd. under the license and technical assistance by MITSUBISHI MOTORS CORPORATION.
4. The items in the "Mitsubishi Motors Malaysia Authorised Dealer Package" are accessories upgrade by Mitsubishi Motors Malaysia authorised dealers.
5. The items in the "MITSUBISHI MOTORS Genuine Accessories" category are not covered by the vehicle warranty and are subject to the conditions of the accessory warranty. For warranty conditions regarding these accessories, please contact an authorised MITSUBISHI MOTORS dealer.



www.mitsubishi-motors.com.my