



**MITSUBISHI
MOTORS**
Drive your Ambition

TRITON







DRIVEN BY PERFORMANCE. DEFINED BY SAFETY.

The Mitsubishi Triton is built to perform with its Beast Mode capabilities. It is engineered with the perfect balance of power, control and bold aesthetics. The Triton redefines the pickup driving experience with SUV-inspired comfort, unmatched durability, while dominating all terrains with best-in-class handling.

With over two decades of trust on Malaysian roads, the Triton's legacy is built on relentless reliability and proven durability. From daily commutes to conquering the grueling Asia Cross Country Rally, it has earned its reputation through real-world endurance and motorsport success.

More than just a pickup, the Triton is the driving force for those who power their ambitions.

TO EXTRAORDINARY AND BEYOND

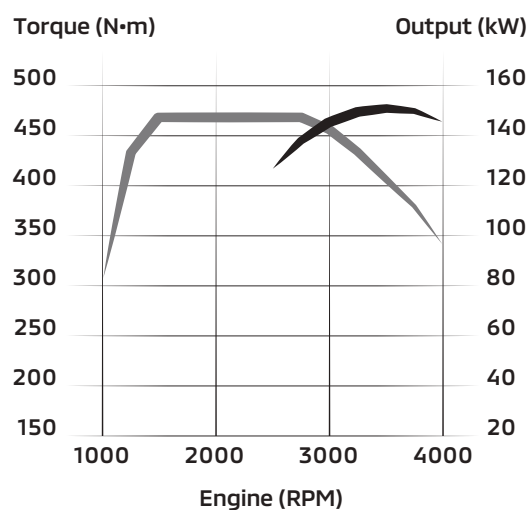
The new, advanced, Hyperpower Engine.



HYPERPOWER ENGINE*

With its combination of brains and brawn, the Mitsubishi Triton doesn't just transport you; it powers you to extraordinary and beyond. This is a truck that redefines the very essence of exploration, proving once and for all that the path less travelled is indeed the path worth taking.

204 PS | **470 NM**
MAX POWER | **MAX TORQUE**





**2.4L MIVEC
TWO-STAGE TURBO**



**NEW CLEAN
DIESEL TECHNOLOGY**



PERFORMANCE DRIVEN

The Mitsubishi Triton features advanced two-stage turbocharging technology. The first stage utilizes a smaller, High-Pressure Turbo ensuring quick air intake at low RPMs for responsiveness. The second stage activates via a larger, Low-Pressure Turbo, which takes over at higher RPMs, boosting power output, while maintaining fuel efficiency.





MOTORSPORTS-DERIVED
HANDLING

Navigate with absolute control at your fingertips.

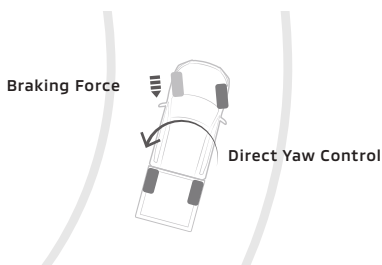


SUPER SELECT 4WD-II*

Mitsubishi Motors' one and only Super Select 4WD-II system provides exceptional all-terrain performance with its four selectable modes, including 4H (full-time 4WD) that delivers great stability even on wet surfaces, and outstanding cornering performance even on dry pavement.

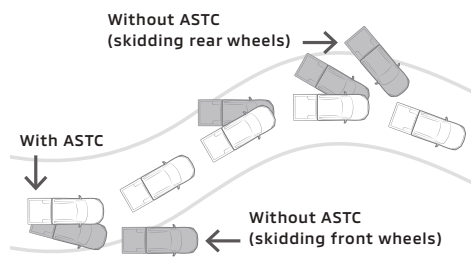
	2H 2WD		4H Full-time 4WD
	4HLC Centre Diff Locked 4WD		4LLc Low Gear Centre Diff Locked 4WD

7 DRIVE MODES



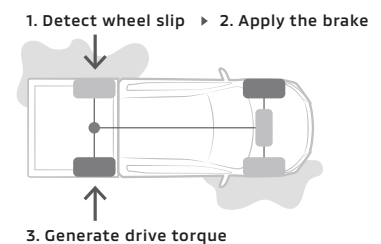
Active Yaw Control [AYC]*

The AYC system helps you precisely handle slippery roads, turning the car just as you want – an exciting driving experience for those who enjoy sporty or off-road driving.



Active Stability and Traction Control [ASTC]

ASTC applies brake force whilst cornering to maintain vehicle stability and optimise traction to prevent torque loss. The system adjusts engine output and applies brake force to spinning wheels as needed.




Active Limited Slip Differential [Brake Control Type]

Helps prevent wheel spin on slippery roads by applying brake force to spinning wheels, ensuring better control and road grip.

JUST ADD VENTURES

For business, leisure and everything in between.





Double CAB

ENLARGED CARGO BED

Easily carry all your essentials, including an Euro Pallet, with the versatile cargo bed. It's designed to handle everything you need, and more.



NEW FRAME CHASSIS

Mitsubishi's chassis frames are rigorously tested and proven in the harshest terrains. Built with high-tensile materials, it is designed to withstand the toughest terrain and ensure reliable performance in any condition. This rigid frame is the foundation upon which the Triton's outstanding on/off-road performance and ride comfort is engineered.

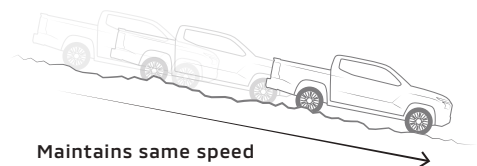


3,500KG TOWING CAPACITY

The Triton now has a towing capacity of up to 3,500kg. This is further enhanced with Trailer Stability Assist, which helps prevent 'trailer swing' by controlling individual wheel slip to settle the trailer when it detects the trailer starting to oscillate at speed.

HILL DESCENT CONTROL [HDC]**

HDC applies brakes and maintains speed when travelling downhill, for safer steering without manual brake application. The system activates at 2-20 km/h in automatic, and in 1st gear at 3-20 km/h in manual vehicles.

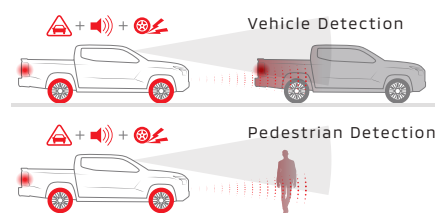


COMMAND & CONQUER

Power to go anywhere.
Advancements to go the distance.

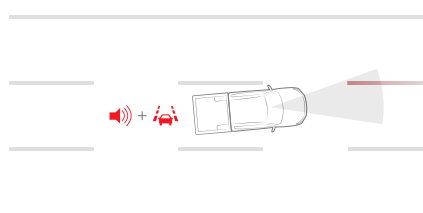
MITSUBISHI MOTORS SAFETY SENSING [MMSS]

The Mitsubishi Triton features a comprehensive suite of safety systems, instilling every journey with peace of mind.



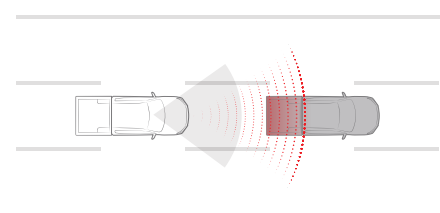
Forward Collision Mitigation system [FCM]**

FCM can help detect vehicles and pedestrians and alert the driver with audio and visual warnings, as well as apply the brakes to avoid or reduce potential collisions.



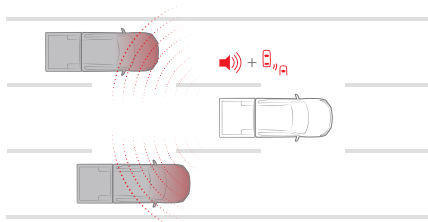
Lane Departure Warning [LDW]**

LDW warns the driver with visual and audible alerts when the vehicle unintentionally crosses lane markings at speeds over 65km/h, using a windshield-mounted camera.



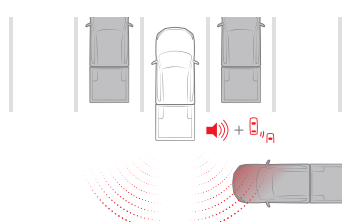
Adaptive Cruise Control [ACC]*

ACC uses advanced radar and camera technology to judge the distance to the vehicle ahead and automatically adjusts the Triton's speed to maintain the set driving distance.



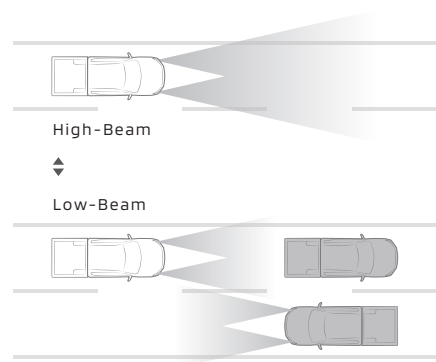
Blind Spot Warning [BSW] with Lane Change Assist [LCA]**

Rear bumper radar sensors detect vehicles in blind spots on both sides. If a vehicle is detected whilst the turn signal is on, an indicator blinks in the corresponding side mirror and a buzzer sounds.



Rear Cross Traffic Alert [RCTA]**

When reversing, if radar sensors detect a moving vehicle, the system warns through visual, audible, and side mirror alerts, helping to enhance safety and prevent potential collisions.



Automatic High-Beam [AHB]**

Automatically switches headlights between low and high beam based on the presence of a vehicle ahead for safer and more comfortable night-time driving.

Note: The radar wave graphics are for illustrative purposes only and do not represent the actual sensor application. Drivers are fully responsible for their own safe driving. Please drive safely and do not rely solely on these systems whilst driving. Some equipment may vary by market. Please consult your local Mitsubishi Motors dealer/distributor for details.



Touch Screen Entertainment System
with Apple Car Play & Android Auto Ready



SUV-INSPIRED INTERIOR COMFORTS

The Mitsubishi Triton brings together the renowned robustness of a Mitsubishi truck, with the refinements of a premium SUV. This new generation interior is designed with sophisticated aesthetics and tactile quality, with high levels of convenience and utility as well.







THE ULTIMATE GETAWAY TRUCK

Go anywhere. Do anything.
Bring everyone.


Triton Athlete interior showcased in image above.



Versatile storage
compartments



Wireless charging dock*



7 Airbags**

TECHNICAL SPECIFICATIONS

Model / Variant			A/T Athlete	A/T Premium	A/T GL	M/T GL
Engine & Transmission						
Engine Type		2.4L 4N16 MIVEC Two-Stage Turbo Diesel (Euro 5)		2.4L 4N16 Turbo Diesel (Euro 4)		
Displacement		cc		2,442		
Max. Output (EEC-Net)		kW(PS)/rpm		150 (204) / 3,500		
Max. Torque (EEC-Net)		Nm /rpm		470 / 1,500 – 2,750		
Transmission		6-speed Automatic				6-speed Manual
Chassis & Suspension						
Suspension		Front		Double Wishbone With Coil Springs & Stabilizer Bar		
		Rear		Elliptic Leaf Spring		
Brake		Front		Ventilated Disc		
		Rear		Leading & Trailing Drum		
Drivetrain System		Type		Super Select II 4WD		
		Off-Road Mode		Easy Select 4WD		
				Without		
Steering		Rack & Pinion with Electric Power Steering		Rack & Pinion With Hydraulic Power Steering		
Tyres		265/60 R18		265/70 R16		
Rims		18" Gloss Black Alloy		18" Silver Alloy	16" Silver Alloy	
Dimensions						
Overall		Length		mm		5,360
		Width		mm		1,930
		Height		mm		1,815
Wheelbase		mm		3,130		
Track		Front		mm		
		Rear		mm		
Deck		Length		mm		
		Width		mm		
		Height		mm		
Fuel Tank Capacity		litre		75		

STANDARD EQUIPMENT

Model / Variant			A/T Athlete	A/T Premium	A/T GL	M/T GL
Exterior Features						
Headlamps		Type		LED With Auto Light		Halogen With Auto Light
		Daytime Running Lights (DRL)		With (LED)		-
		Levelling Device		With (Manual)		
Fog Lamps		Front		LED		-
		Rear		LED		
Front Dynamic Shield Design		Metallic Black		Chrome		Body Colored
Rear Step Bumper		With				
Door Mirrors		Gloss Black, Power Adjustable & Fold with Integrated Turn Indicators		Chrome, Power Adjustable & Fold with Integrated Turn Indicators		Power Adjustable
Door Handles		Outer & Tailgate		Black		Chrome
Side Steps		With (Dark Titanium Accent)		With (Silver Accent)		With (Black)
Tailgate		Handle		With Lock		
		Spoiler		With		
Variable Intermittent Wiper		With Rain Sensing				
Front Lower Garnish		With				
Styling Bar		With				
Decorative Decal		With				
Interior Features						
Push Start Ignition		With				
Meter Panel		Type		High-contrast		Back-Lit
		Multi-Information Display (MID)		With (7" Colour LCD)		With (Standard)
Rear View mirror		With (Auto-Dimming)				
Audio System		Type		Touch Screen, MP3, USB, Bluetooth, Voice Command System with Apple Car Play & Android Auto Ready		MP3, USB, Bluetooth, Microphone
		Speakers		6		4
USB Power Socket		x1 USB Type-A & x1 Type-C [Front], x1 USB Type-A & x1 Type-C [Rear]		x1 USB Type-A [Front], x1 USB Type-A & x1 Type-C [Rear]		
Smart Phone Wireless Charger		With				
Air Conditioning		Front		Digital Dual Zone Auto		Manual
		Rear (Air Circulator)		With		
Steering Wheel		Type		3-spoke Leather-wrapped & Orange Stitch with Audio Controls & Steering Vibration		3-spoke Leather-wrapped with Audio Controls & Steering Vibration
		Adjustment		Tilt & Telescopic		Tilt
Cruise Control		Adaptive Cruise Control		With		
Power Windows		With (Auto Up/Down with Anti-Pinch - Driver side)				
Door Lock		Auto (With Speed Sensing)				Center Lock System
Seats		Material		Suede Knit (With Quilting) & Leatherette (Orange)		Leather With Stitching
		Front Adjustments		Power Adjustable (Driver) Manual (Passenger)		Manual (Driver & Passenger)
		Front		With Centre Arm-rest		
		Rear		With Centre Arm-rest & Cup Holder		
Gear Knob Lever		Material		With (Leatherette With Stitch)		Urethane
Floor Mat		Rubber Type Needle Punch		With		

SAFETY

Model / Variant	A/T Athlete	A/T Premium	A/T GL	M/T GL
Mitsubishi Motors Safety Sensing [MMSS]				
Forward Collision Mitigation System (FCM)	Warning Function	With		-
	Braking Function	With		-
Adaptive Cruise Control (ACC)	With		-	
Blind Spot Warning (BSW)		With		-
Lane Departure Warning		With		-
Lane Change Alert (LCA)		With		-
Rear Cross Traffic Alert (RCTA)		With		-
Auto High Beam (AHB)		With		-
Active				
Emergency Stop Signal system (ESS)			With	
Brake override system			With	
Active Limited Slip Differential (Brake Control)			With	
Anti-Lock Braking System (ABS)			With	
Electronic Brake-force Distribution (EBD)			With	
Brake Assist (BA)			With	
Active Stability Control (ASC)			With	
Active Yaw Control (AYC)	With			-
Hill-Start Assist (HSA)			With	
Hill Descent Control (HDC)		With		-
Trailer Stability Assist (TSA)			With	
Seatbelt Reminder			Driver & Passenger	
Reverse Camera		With		-
Parking Sensor		With (Front & Rear)		With
Front Driving Video Recorder (DVR)		With		-
High Mount Stop Lamp			With (LED)	
Tire Pressure Monitoring System	With			-
ISOFIX			With Rear Tether (x2)	
Child Lock Protection			With	
Passive				
SRS Airbags	7 (Dual-front, Side, Curtain & Driver's Knee)		3 (Dual-front & Driver's Knee)	
RISE Body			With Extra Rigid Frame	
Side Impact Door Beams			With	
Seatbelts	Front	3-point ELR with Double Pretensioner (Driver) & Force Limiter		
	Rear	3-Point ELR (x3)		
Collapsible Steering Column			With	
Collapsible Brake Pedal			With	
Security				
Alarm System			With	
Immobiliser			With	
Accessory				
Floor Mat	Rubber Type Needle Punch		With	
Tailgate assist		With		-

Note:

- The items in the "Accessory" category are MITSUBISHI MOTORS Genuine Accessories.
- These accessories are not covered by the vehicle warranty and are subject to the conditions of the accessory warranty of 3 years / 60,000km.
- For warranty conditions regarding these accessories, please contact an authorized MITSUBISHI MOTORS dealer.

VARIATIONS



ATHLETE [4WD] 6AT



PREMIUM [4WD] 6AT



GL [4WD] 6MT / 6AT

BODY COLOURS



Yamabuki Orange



Jet Black Mica



White Diamond



Graphite Gray



Solid White



Blade Silver

	Athlete	Premium	AT GL / MT GL
Yamabuki Orange	●		
Jet Black Mica	●		
White Diamond	●	●	
Graphite Gray		●	
Solid White			●
Blade Silver			●



MITSUBISHI MOTORS

Official Distributor:

Mitsubishi Motors Malaysia Sdn Bhd
200501002982 (680028-M)
Level 6, Building A, Dataran PHB, Saujana Resort,
Seksyen U2, 40150 Shah Alam, Selangor.

  [MitsubishiMotorsMalaysia](https://www.facebook.com/MitsubishiMotorsMalaysia)



www.mitsubishi-motors.com.my

5 YEARS
WARRANTY
**UNLIMITED
MILEAGE***

1. Mitsubishi Motors Malaysia reserves the right to alter any details of specifications and equipment without prior notice.
2. Vehicle and specifications may vary from models available locally. Vehicle body and accessory colours may differ slightly from illustrations.
3. Some accessories upgrades are by Mitsubishi Motors Malaysia authorized dealers.

*For Athlete variant only. **For Athlete & Premium variants only.